

Information Magazine on Barrier-Free Access Around the City

Accessible Travel Magazine

SHIMANE Area



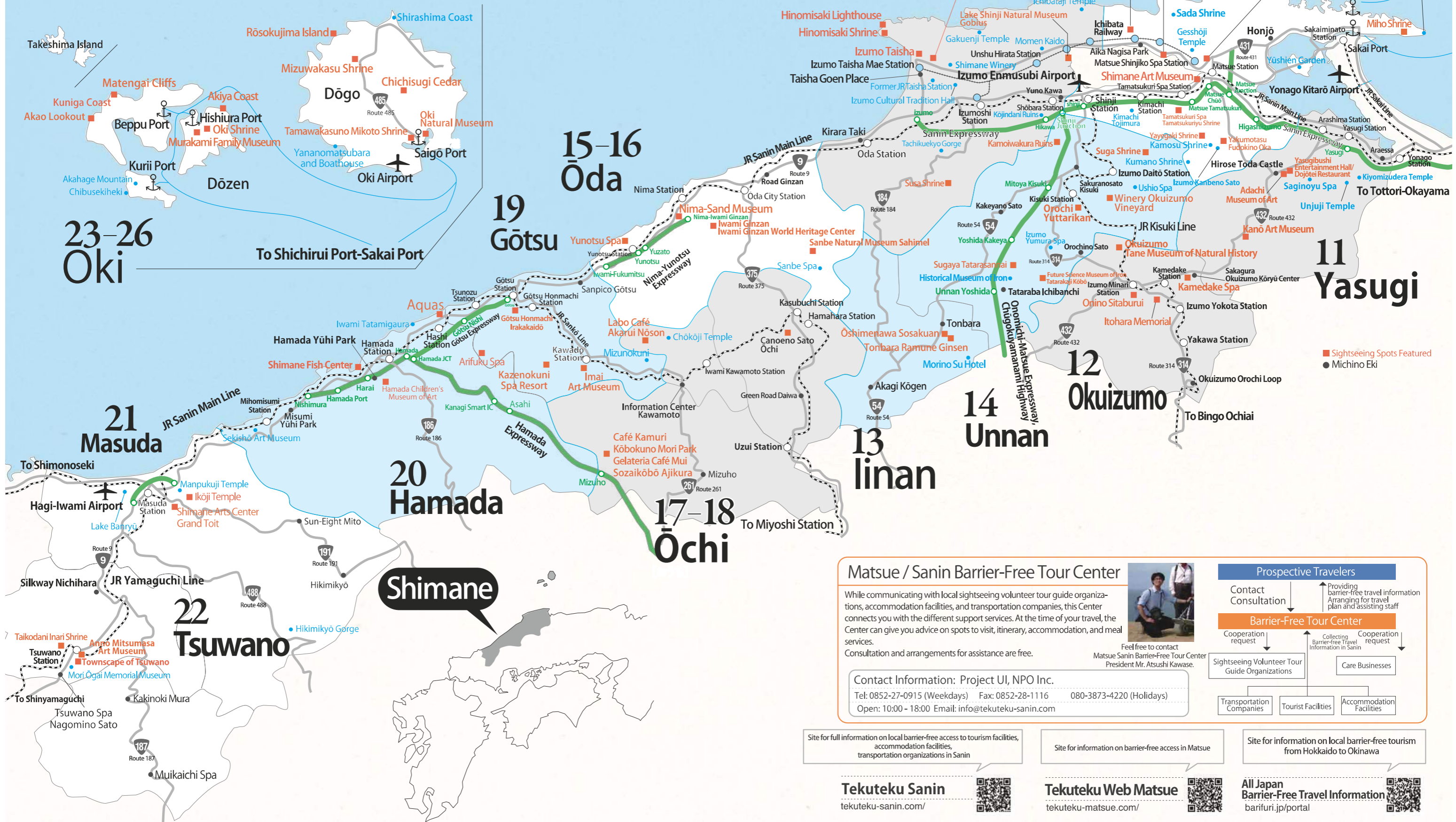
Shimaneeko: Shimane sightseeing character

Walking down the streets of Shimane Prefecture, enjoy a barrier-free travel.

Accessible Travel Shimane Area

Tekuteku Biyori Marugoto Shimane emerged from the idea of helping people with physical disabilities and the elderly go out or enjoy travel freely.

It introduces the main sightseeing spots in Shimane and includes highly attractive information on barrier-free access.



Matsue

You will want to stroll
in a kimono! A castle town full of Japanese taste.

Matsue was developed as a
castle town. It has a lot of
old houses and cultural
facets. Enjoy its history and
its elegance! Meow.



Matsue History Museum

This museum displays and introduces materials in various ways about the history of castle town Matsue. If you visit this museum before moving around, your stroll in the city will be more enjoyable. There is a tea room called Kissa Kiharu inside the building, at a hall with tables and a slope facing a Japanese style garden. The place is ideal for resting while enjoying the taste of original fine Japanese confectionery. There is a slope entrance for wheelchair users. The staff will wipe clean the wheels of the chair before you enter the building, because outdoor shoes are not allowed in.

Address: 279 Tonomachi, Matsue
Tel: 0852-32-1607
Office hours: April - September: 8:30 - 18:30 / October - March: 8:30 - 17:00 (last admission: 30 minutes before closing)
Holidays: Third Thursday of every month (or the day after, if it's a national holiday).
Barrier-Free Information: Accessible parking (5 lots), ostomates and accessible toilet, entrance slope, wheelchair loaning (3 chairs), tactile graphics at entrance direction board and toilets. Upon presenting a disability certificate, free admission for the holder and one assistant.



Matsue Castle

It's the symbol of the city. Because the superb gables of the castle resemble a plover deploying its wings, it's also called Chidori Jō ("Plover Castle") and has been one of the 12 existing castle towers in Japan. The founder of Matsue, Lord Yoshiharu Horio, built the castle in 5 years, between 1607 and 1611 (Keicho 12 - 16). The castle's gardens are famous for cherry and azalea blossoms. At the time of cherry blossoms, a castle festival is conducted and the site is crowded with tourists. With permission, you can go by car up to the Ninomaru Uenodan (the upper area of the castle garden). To go to Tenshu Hiroba, however, it's necessary to go through stone stairs; therefore, wheelchair users can make a reservation for assistance in climbing the stairs. The stairs inside the castle tower are steep. It's difficult to use a wheelchair.

Address: 1-5 Tonomachi, Matsue
Tel: 0852-21-4030 (Matsue Jozan Park office)
Office hours: Admission to the Central Bailey (Free)
April - September: 7:00 - 19:30 / October - March: 8:30 - 17:00
Entry to the Castle Tower: April - September: 8:30 - 18:30 (last admission: 18:00)
October-March 8:30 - 17:00 (last admission: 16:30)
Barrier-Free Information: Accessible toilets (2 places), wheelchair loaning (2 chairs), accessible parking space and stairlift (reservation needed) available.

Kissa Kiharu

Address: 279 Tonomachi, Matsue
(Inside Matsue History Museum)
Tel: 0852-67-2844
Office hours: April - September: 9:00 - 18:30 / October - March: 9:00 - 17:00
Holidays: Third Thursday of every month
Admission: Free
Barrier-Free Information: Being located inside Matsue History Museum, it uses the same facilities. There are tables, a slope to the parlor, and tatami chairs.



Kyomise Shopping Street

The stone-paved street, almost even, makes it possible to move around in a wheelchair. There are Karakoro Daikoku and a heart-shaped stone, which are believed to bring good luck in matchmaking.

Address: 50 Suetsugu Honmachi, Matsue
Tel: 0852-26-5610 (Open from 9:00 to 17:00 on weekdays)
Holidays: The office is closed on Saturdays, Sundays, and national holidays.



Karakoro Art Studio

This building was remodeled from The Bank of Japan, Matsue branch, which was built in the early Showa era. It's a complex facility that contains souvenir shops, restaurants, cafés, and places to experience manufacturing products. It's possible to enjoy Matsue through activities such as rental Kimono, making wagashi [Japanese sweets] in a wheelchair. The facility also features the "Pink Good Luck Mailbox" and "Wish Fountain," which both are matchmaking spots. Don't miss them!

Address: 43 Tonomachi, Matsue
Tel: 0852-20-7000
Office hours: Studios: 9:30 - 18:30
Restaurants: 11:00 - 18:30 (Be-d'oro last order: 22:00)
Holidays: Open throughout the year (except December 30 - January 1)
※Some studios have regular holidays
Barrier-Free Information: One accessible parking space
Two accessible toilets available, as well as a slope to the entrance, an elevator, and wheelchair loaning.

- 1 Wear a rental Kimono at Karakoro Art Studio and move around the town!
- 2 Pink Good Luck Mailbox beside the Wish Fountain
- 3 "Matsue Wakō," the image of Matsue's harmony, features incense making experience.



It's a spot where you
can experience
various things. Meow!



It looks just like exploring the
jungle. You can see turtles and
birds from the boat!

The Matsue Horikawa Sightseeing Boat Tour

It's a boat cruising along the moat built at the time of making Matsue Castle for about 50 minutes. The view of the city from the boat is nostalgic. You may feel the seasons through the flowers, plants, and birds around the moat. When boarding the boat you have to leave the wheelchair, but staff members are trained to offer adequate support for getting on and off the boat. If you have support from accompanying travelers, your sightseeing can be more enjoyable. Boarding the boat in wheelchairs is available only at the Matsue Horikawa Fureai Place boarding point.

Address: 507-1 Kuroda-chō, Matsue (Fureai Place)
Tel: 0852-27-0417 (Horikawa Sightseeing Boat Tour Administration Office)
Office hours: March 1 - June 30: 9:00 - 17:00 / July 1 - August: 31: 9:00 - 18:00 / September 1 - October: 10: 9:00 - 17:00 / October 11 - End of February: 9:00 - 16:00. (March 1 - November 30: departures every 15 minutes / December 1 - End of February: every 20 minutes.)
Barrier-Free Information: Accessible toilet, slope, wheelchair loaning are available.
Barrier-Free Information: Accessible toilet, slope, wheelchair loaning are available. People with disabilities and their assistants are at half the price.



There is stone steps in front of Negaishi.


Tamatsukuriyu Shrine

This shrine is for the tamatsukuri spirit and the spa spirit. On the grounds, there is a wish rock called "Negaishi," which you can touch and formulate your wishes. It's believed that you can share the benefit of Negaishi with stones called "Kanaishi" and then take your stone with you as an amulet.

Address: 508 Tamatsukuri, Tamayu-chō, Matsue
Tel: 0852-62-0006

Barrier-Free Information: There are stairs on the way to the shrine, and wheelchair users can go by car beside the stairs and get close to the grounds.

I'm going to introduce to you various famous spots in Matsue. Meow!



Miho Shrine

There are two spirits. One is Mihotsuhimeno Mikoto, known as guardian spirit for abundant crops, matrimonial harmony, safe childbirth, prosperity of descendants, and music. The other is Kotoshironushino Kami, guardian spirit for marine safety, good take of fish, prosperous business, successful study, and music. The later is mostly known as "Ebisusama."

Address: 608 Mihonoseki, Mihonoseki-chō, Matsue
Tel: 0852-73-0506

Barrier-Free Information: There are only stairs to reach the grounds. Wheelchair users need multiple helpers to go up.



Tamatsukuri Spa Resort

It is known from the old ages for the benefits of its waters on the skin. Alongside the Tamayugawa River flowing through the spa area, there are restaurants, souvenir shops, and good luck spots. The main street of the resort is evenly stone paved, making it possible to move around in a wheelchair.



Matsue Matchmaking Spots



Yaegaki Shrine

It's a shrine famous for matchmaking, with Susanoono Mikoto and Inatame, believed to be a married couple of spirits. There is a pond called Kagamino Ike, used to read fortunes such as timing and direction of a good match. It's among the popular spots, which is visited by many tourists.

Address: 227 Sakusa-chō, Matsue
Tel: 0852-21-1148

Barrier-Free Information: Accessible toilet and slopes are available. The path to the Kagamino Ike pond is long, graveled, and hilly. Therefore, it's safer to be assisted.



You need to get off the wheelchair to reach the water of the pond and put in your fortune telling paper.



The water tanks are low and easy to watch.

Lake Shinji Natural Museum -- Gobius

It's an aquarium that features aquatic animals native of Lakes Shinji and Nakami. Nearby, there is the Shinji Green Park, a place where you can watch wild birds and nature. There are three accessible parking places. However, they're located outside the aquarium facility.

Address: 1659-5 Sono-chō, Izumo
Tel: 0853-63-7100

Office hours: 9:30 - 17:00 (last admission: 16:30)

Admission: Adults / College students: 500 yen. Elementary - high school students: 200 yen. Preschool children: Free
Holidays: Every Tuesday (in case of a national holiday, then the next workday), New Year's holidays.

Barrier-Free Information: Upon presenting a disability certificate, the holder is at half the price and the assistant for free. There are accessible parking and toilet. Wheelchair loaning available.

Shimane Art Museum

The Shinji Lake front side of the lobby is fitted with glass, which offers an overview of the lake. The exhibition room is spacious and even wheelchair users can observe comfortably. There are 12 bronze rabbits in the museum lakefront, and it's said that turning to the west and touching the second rabbit from the lake brings happiness. Between the museum and the location of the bronze rabbits, there is a curbstone of about 13 cm to pass over.

Address: 1-5 Sodeshi-chō, Matsue
Tel: 0852-55-4700

Office hours: 3 March to September: 10:00 - 30 minutes after sunset / October to February: 10:00 - 18:30

Holidays: Every Tuesday and New Year's holidays.

Admission: Upon presenting a disability certificate, the holder and assistant get free admission.
Barrier-Free Information: Inside the museum there are wheelchair loaning and carriage loaning for babies and the elderly. One elevator and two accessible toilets are available on the first floor. On the second floor, although the "Wheelchair" sign is not shown, an accessible toilet is installed in both the ladies and men's rooms.



Matsue English Garden

It consists of 9 formal gardens (artificially shaped) and one informal garden (naturally shaped). Around the middle of May, colorful flowers, including roses, start blossoming, making the entire place just like the painting of an art museum. Inside the garden, there are basically no steps, so the barrier-free access offers easy strolling. Inside the building, spacious accessible toilets are installed.

Address: 330-1 Nishihamasada-chō, Matsue

Tel: 0852-36-3030

Office hours: 9:00 - 17:30 (April - September) / 9:00 - 16:30 (October - March)

The closing time is different depending on the seasons.

Holidays: New Year's holidays (Dec. 29 - Jan. 3)

Admission: Free

Barrier-Free Information:

Parking lots: Private cars: 269. Large-sized buses: 10.
Free parking up to 2 hours. Free wheelchair loaning.



Possible to get to the observation lobby by slope.



Recommended spots around Lake Shinji



Matsue Vogel Park

It's the world largest indoor garden, mainly featuring begonias and fuchsias, which are always in full blossom and where you can get in contact with penguins and rare tropical birds. Although some parts of the garden have slanting ways and stairs, wheelchair users, baby or elderly carriages, and visually impaired people will be transported around. For wheelchair users special courtesy cars are available (one person for the wheelchair and one person for assistance). For each greenhouse there is an accessible toilet and a stand for changing diapers.

Address: 52 Ogaki-chō, Matsue
Tel: 0852-88-9800

Office hours: April - September: 9:00 - 17:30 (October - March: up to 17:00)

Last admission: 45 minutes before closing.

Holidays: Open throughout the year.

Admission: Adults: 1,540 yen

Senior citizens (65 years and above): 1,020 yen

Elementary and junior high school students: 770 yen

People with disabilities: Adults: 720 yen. Children: 360 yen.

Preschool children: Free.

Barrier-Free Information: 5 accessible parking lots, accessible toilet, wheelchair loaning available



Izumo

Powered up by redecorating the shrine and reinstalling the spirit. A pilgrimage place for people formulating good-matching wishes.

In the Izumo area, October is called Kamiarizuki, because in that month it's said that all the spirits are called in for meetings about various relationships. Please get the feeling of the good matching nation. Meow!



Izumo Shrine

Address: 195 Kizukihigashi, Taisha-chō, Izumo
Tel: 0853-53-3100
Barrier-Free Information: Accessible parking, 3 accessible toilets, 4 wheelchairs for loaning (at the shrine office).



- 1 Two accessible parking spaces. In the eastside parking space, there are no hills, and there is a special path for wheelchair users up to the third torii.
- 2 The ground is mostly stone-paved.



The second torii (Seidamar) is the main gate of Izumo shrine. It's the entrance to the sanctuary. In front of the torii there are stairs, but there is a sideways without steps on the west side.

To fully enjoy Izumo Taisha, I recommend that you ask the Izumo Tourism Association for a tour guide.

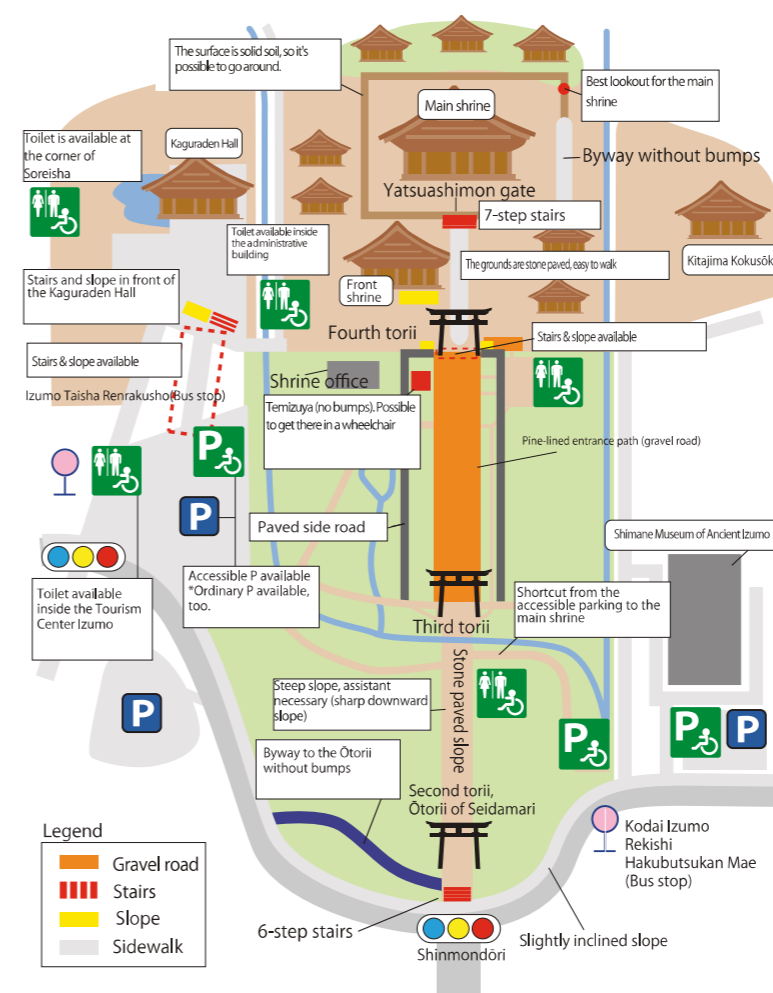


There are 4 accessible toilets on the premises.



At the Yatsuashimon gate, in front of the main shrine, there are seven steps, but except for those, there is a device for wheelchair users to conduct your visit. How about confirming the state of the premises before visiting?

Izumo Shrine Barrier-Free Map



- 1 The route from the second torii to the third torii is a stone paved downhill way. Toward to middle, there is Harainoyashiro, where you can get purified by the Haraedonokami spirit.
- 2 In front of the fourth torii, there is the famous statue Okuninushino Okami, which expresses one scene the White Rabbit of Inaba myth. You can cleanse your mouth and hands at Temizuya, nearby.
- 3 Facing the front shrine is a slope. The greeting at Izumo shrine is two bows, four handclaps, and one bow. This is called Nirei-shihakushu-ichirei.



When you get close, the view is spectacular!

The newly redecorated main shrine to which Okuninushino Okami is returned. There is a sighting spot, without bumps, where you can see closely.

Barrier-Free Information on Accommodation Facilities

Accommodation facilities equipped with accessible toilet

- Izumo City Hikawa Social Welfare Center: Shikisō
TEL : 0853-72-6525
- Izuma Susa Spa: Yukarikan
TEL : 0853-84-0800

- Izumoshi National Lodge: Kunibikisō
TEL : 0853-43-2211
- Super Hotel Izumoeki Mae
TEL : 0853-21-9000
- New WelCity Izumo
TEL : 0853-23-7388
- Yumenomori Usagi TEL : 0853-53-6060

Accommodations facilities having rooms equipped with accessible toilets (barrier-free rooms)

- Sunnube Hotel TEL : 0853-20-2777
- Izumo Green Hotel Morris TEL : 0853-24-7700
- Twin Leaves Hotel Izumo TEL : 0853-30-8000
- Izumo Hinomisakino Yado Fuji TEL : 0853-54-5522

Shimane
Museum of Ancient Izumo.

- 1 The eastern entrance is for people with disabilities. There are 6 accessible parking lots for them in front of the entrance. Audio guidance, a Braille direction board, studded paving blocks are all supplied.
- 2 There are no bumps inside the building and the aisles are wide and easy to move around. Free wheelchair loaning, baby carriages, handcars are available. Visually impaired people can also get audio guide.
- 3 Multipurpose ostomates toilet available.



Upward slope to Izumo Shrine

Seidamari

Seimon Mae (Bus stop)

Goen-Yokocho

Nihon Zensaigakkaï

Ichigoten

Izumo Enmusubi Honpo

Shinmonodori Omotenashi Station (Taisha Tourism Information Center)

Shinmonodori Place parking space

Dentetsu Taisha Eki (Bus stop)

Shinmonodori sidewalks are wide and easy to use

Ugabashi Ōtorii

Kicchokan Mae (Bus stop)

Kicchokan

Taisha Goen Place parking space

Kodaizumo Rekishi Hakubutsukan Mae (Bus stop)

Menoya

Izumo Taisha Mae Station (Ichibata Train)

Enmusubi Square

- 1 There are lots of cafés where you can rest and gourmet spots with various foods! Above all, Izumo is famous as the birthplace of the red beans soup called zenzai. The street is full of shops that serve zenzai or sweets with zenzai ingredients.
- 2 The entrance to the Izumotaisha Mae Station has a slope. The nearby park, the Enmusubi Square, has one accessible parking lot and a multipurpose ostomates toilet.



From Izumo Shrine: 20 minutes.
By using Iki-iki aid taxi, the discount fare for people with disabilities is about 2,300 yen.

The promenade has gentle slopes and even wheelchairs move around easily. The view also is good.

It's possible to go to the foot of the lighthouse by wheelchair. However, the slopes are mostly steep.

Possible to go by wheelchair without bumps

Steep slope

Umineko slope

Possible to enter souvenir shops by wheelchair

12-step stairs. Difficult to go alone.


At the torii there are 5-step stairs

Legend
[Red stairs icon] Stairs

Landmarks and Locations:
 - Izumo Hinomisaki Lighthouse
 - Komatsudaira Lookout
 - Lighthouse Material Exhibition Room
 - Hinomisaki Promenade
 - Lookout
 - Japan Sea
 - Torimida! lookout
 - Fumishima Island
 - Glass-bottom boat boarding point
 - Hinomisaki Shrine
 - Omiya Street
 - Hinomisaki (Bus stop)
 - Uryū Wakare (Bus stop)
 - To Inome-Hirata
 - Owashihama swimming beach
 - To Taisha

Facilities and Icons:
 - Stairs (Red stairs icon)
 - Wheelchair (Green wheelchair icon)
 - Parking (Blue P icon)
 - Footbath
 - Gourmet Koyomaru
 - Hinomisaki Tourism Information Center

A group of people are walking on a paved path in a park-like setting. In the foreground, a woman is seated in a wheelchair, wearing a dark shirt and orange pants. Behind her, a man in a white shirt and dark pants is walking. Further back, another person is visible. The path is bordered by green grass and trees, with a rocky hillside in the background.



Yasugi

Genuine Yasugibushi experience. Araessa!

Highly regarded for conventional tradition, Yasugi city is the home of Yasugibushi. Meow! The Adachi Museum of Art is famous. It has been ranked for 12 consecutive years by a US professional magazine as Japan's No.1 garden! Meow!



Adachi Museum of Art

It takes about 2 minutes on foot from the parking space to the entrance. It's possible to get on and off your vehicle at the space for emergency vehicles beside the entrance. However, you can't park there.

Address: 320 Furukawa-chō, Yasugi
Tel: 0854-28-7111
Working hours: 9:00 - 17:30 (April - September) / 9:00 - 17:00 (October - March)
Holidays: Open throughout the year. (The Annex only has holidays.)
Admission: Upon presenting the disability certificate (physical, rehabilitation, mental, intellectual), the holder is at half the price. For Category 1 or Grade A holders, the assistant is also at half the price.
Barrier-Free Information: Accessible parking, 6 wheelchairs for loaning, accessible toilets, one multipurpose ostomates toilet, elevator, audio guide rentals (500 yen per set) available.



Yasugibushi Entertainment Hall / Dojōtei Restaurant

You can watch and experience genuine Yasugibushi. Wheelchair users can watch the show at the back seats, where there are no bumps. You can have rare loach dishes at the Dojōtei Restaurant. There is a tatami space and table seats.

Address: 534 Furukawa-chō, Yasugi
Tel: 0854-28-9500
Office hours: 10:00~17:00
Holidays: Every Wednesday ※May, October, and November: Holiday on the first Wednesday only. In case of national holiday it's open.
Barrier-Free Information: Accessible parking. Wheelchair loaning: 2. Accessible toilet at the Dojōtei restaurant. At Entertainment Hall, ostomates toilet.



No foul smell in the loach dishes, and they're delicious!

Yasugi Kanō Museum of Art

Address: 345-27 Fube Hirose-chō, Yasugi
Tel: 0854-36-0880
Working hours: 10:00 - 16:30 (last admission: 16:00)
Holidays: Every Tuesday (in case of national holiday, then the following day) May 5 and 6, July 14, September 22 and 23 are open. Occasionally closed for changing display items: April 1, July 15 - 17, September 24 and 25. New Year's holiday: December 25 - January 10.
Admission: Adults: 1,000 yen (800 yen for groups of 20 or more). Students (high school and over): 500 yen. People with disabilities: free.
Barrier-Free Information: Wheelchair loaning: 1, accessible toilet, elevator, temporary slope available.



Kisuki Line Trolley Train Okuizumo Orochi-gō

Tel: Kisuki Railroad Office : 0854-42-5457
Kisuki Station : 0854-42-0127
Working period: April - November: Friday, Saturday, Sunday, and national holidays. Summer vacation and autumnal tints season: Scheduled to run on weekdays. (Mainly on Sundays and national holidays, there is also a one-way extension operation from Izumo-shi Station.) The operation schedule for July - September will be decided by JR in mid-May and the schedule for October - November by end of August.
Fare: Seat reservation charge: Ordinary one way: Adults: 520 yen. Children: 260 yen. Fare: Between Kisuki and Bingo Ochiai Stations: One-way trip: 1,140 yen. Children are at half fare.
Barrier-Free Information: Only Japanese style toilet available on the train.



Onino Shitaburui

It's a beautiful valley and the landscape has been designated as a national natural treasure. It's possible to move around Shitaburui in a wheelchair, because a barrier-free promenade and a suspension bridge, the Shitaburui no Koitsuribashi, have been constructed. It is a valuable place to walk through nature in a barrier-free environment.

Address: Minariune, Okuizumo-chō, Nita-gun
Tel: 0854-54-2260 (Okuizumo Tourism and Culture Association)
Holidays: Winter season
Barrier-Free Information: Accessible parking and accessible toilets are available.



Kamedake Spa Tamamine Sansō

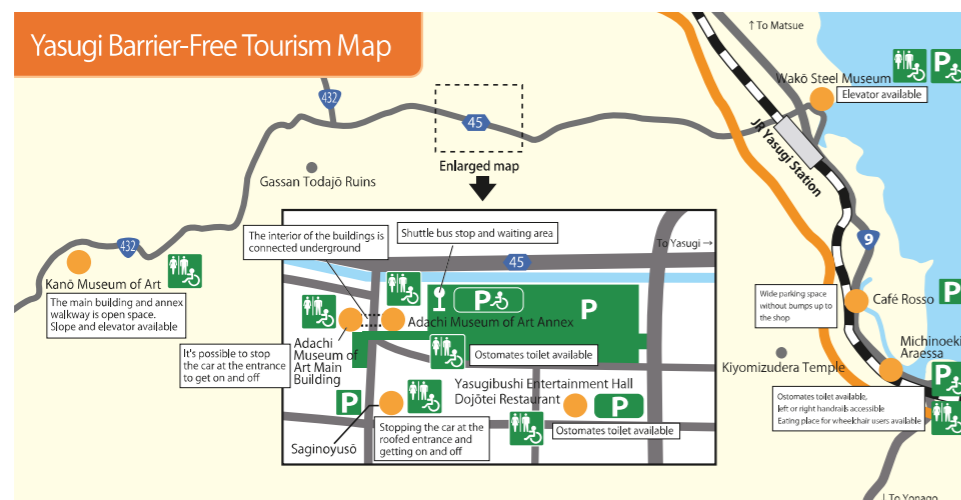
Address: 3609-1 Kamedake, Okuizumo-chō, Nita-gun
Tel: 0854-57-0800
Office hours: Large bath: 10:00 to 22:00 (last admission: 21:30)
Holidays: Open throughout the year
Admission: One day bathing: Junior high school students and over: 510 yen. 3 years to elementary school students: 200 yen.
Barrier-Free Information: Accessible toilets, wheelchair loaning, entrance slope, elevator, and shower chairs available. One barrier-free room available.

Okuizumo Tane Museum of Natural History

Address: 236-1 Sajiro, Okuizumo-chō, Nita-gun
Tel: 0854-54-0003
Working hours: 9:30 - 17:00
Holidays: Every Tuesday (in case of national holiday, the following day). New Year's holidays (Dec. 30 - Jan. 2).
Admission: Upon presenting a disability certificate, the holder and the assistant get a 20% discount.
Barrier-Free Information: Wheelchair loaning: 1. Elevator available (stairs to the 1st floor exhibition room).



Rare! A museum where you can stay overnight.



Barrier-Free Information on Accommodation Facilities

Accommodation facilities equipped with accessible toilet

- Saginoyu Spa Saginoyusō
TEL : 0854-28-6211
- Yume Land Shirasagi
TEL : 0854-28-6300

Accommodations facilities having rooms equipped with accessible toilets (barrier-free rooms)

- Tōjinoyado Yudasansō
TEL : 0854-34-0240

Barrier-Free Information on Accommodation Facilities

Accommodations facilities having rooms equipped with accessible toilets (barrier-free rooms)

- Kamedake Spa Tamamine Sansō
TEL : 0854-57-0800

linan

City of the largest sacred straw rope in Japan and forest therapy

It's the city where the techniques and traditions of making sacred straw ropes are passed on. A carbonated spring, Ramune Ginsen Spa, rare throughout Japan, and many more hidden charms. Meow!



Tonbara Ramune Ginsen Spa

A rare carbonated spring in Japan, whose mineral water contains a lot of soda and bicarbonate ions. The transparent water amazingly changes in colors within three weeks, like a rainbow. In a large barrier-free spa, which you can reserve, there are slopes, handrails, and toilet, so you can enjoy the spa.

Address: 1070 Tonbara, Iinan-chō, Iishi-gun
Tel: 0854-72-0880
Office hours: 11:00~20:00
Holidays: Thursday
Fees: Large barrier-free spa: 60 minutes: From 2,200 yen. (Booking required)
Barrier-Free Information: There are stairs at the entrance, but the reserved spa has a direct slope way to the dressing room.



Iinan-chō, Ōshimenawa Sōsakukan

A facility making large sacred straw ropes for all Japan, where Iinan's techniques and traditions are being passed on. Featuring both production on orders and selling of sacred straw ropes. Free experience of making sacred straw rope is also possible.

Address: 54-2 Hanaguri, Iinan-chō, Iishi-gun
Tel: 0854-72-1017
Office hours: 10:00~17:00
Holidays: Only on New Year's holidays
Admission: Free experience of making sacred straw rope: From 880 yen.
Barrier-Free Information: No bumps inside. Except for winter, the main door is always open. So it's easy to get in and out in a wheelchair.

A shimenoko decoration of the same size as the one at Izumo Shrine, which is the largest sacred straw rope in Japan.



Experiencing the making of original sacred straw rope! Technical assistance available.

Barrier-Free Information on Accommodation Facilities

Accommodation facilities equipped with accessible toilet

- Kotobiki Village Mountain Villa
TEL : 0854-72-1035
- Kinukake
TEL : 0854-76-2158
- Morinosu hotel
TEL : 0854-76-3117

Unnan

Searching for the history and myth that breathe in the countryside!

A place where the myth and history of iron spread around the Hikawa River. Meow! Feel the eternal flow of time at the place related to the Yamatano Orochi legend and tatara iron making. Meow!



Tatara Sannai Sugaya (Sugaya Takadono)

Here remain the workplace and residences of the people who engaged in tatara iron making. Sugaya Takadono, the only existing cupola furnace in Japan, officially designated in 1967 as an important tangible folk cultural property. You may feel the atmosphere of those days. There are stairs at the entrance of Takadono and the back entrance is slant. If you make a request beforehand, they can arrange for a temporary slope for you. The floor is solid surface, partly slant, but you can move around in a wheelchair.

Address: 4210-2 Yoshida, Yoshida-chō, Unnan
Tel: 0854-74-0350
Working hours: 9:00 - 17:00 (last admission: 16:00)
Holidays: Every Monday. (If it's a national holiday, then the following day.)
Admission: Adults: 300 yen (250 yen). Junior high and elementary school students: 200 yen (150 yen). ※The amount in parentheses () is the discount fee for groups of 20 people or more.
Upon presenting a disability certificate, admission is free for the holder, and the assistant gets a discount.
Barrier-Free Information: It's possible to stop the car just beside Sugaya Takadono but on rainy days it's muddy, making it difficult to use a wheelchair. You may call in advance to check it out.



Orochi Yuttarikan

It's a natural spa resort where there are plenty of spots related to the Yamatano Orochi legend, and where you can enjoy a colorful and fantastic stone bathtub having the image of the Orochi monster serpent or a wooden bathtub producing plenty of wood smell.

Address: 952-4 Kisuki, Kisuki-chō, Unnan
Tel: 0854-42-9181
Working hours: 10:00 - 21:00 (last admission: 20:30)
Holidays: Wednesday
Admission: Adults (junior high school students and above): 510 yen (410 yen). 65 years and over: 410 yen. Children from 4 years to elementary school students: 250 yen (200). ※The amount in parentheses () is the discount fee for groups of 30 people or more.
Barrier-Free Information: There are no bumps from the entrance to the spa. Wheelchair loaning: 1. Upon presenting a disability certificate, the holder and assistant get discounts. Accessible toilet: 1. Handrail in the lady's toilet.



Kamo Iwakura Ruins Guidance

It's located near the Kamo Iwakura Ruins, where the bell-shaped bronze dōtaku vessels were discovered and designated as national treasures in July 2008. It's a general guidance facility, where you can deepen your knowledge about the ruins while enjoying rich natural scenery. You can get to the replica of dōtaku vessels discovery scene by promenade, without bumps.

Address: 837-24 Iwakura, Kamo-chō, Unnan
Tel: 0854-49-7885
Working hours: 9:00 - 17:00
Holidays: Every Tuesday (except national holidays), New Year's holidays (Dec. 29 - Jan. 3)
Barrier-Free Information: Accessible toilets are available inside and at the parking space. Elevators are also available.



Future Science Museum of Iron

It's possible to learn from the history of iron making, from the ancient to the modern times. There are three full-scale replicas of representative furnaces in the history of iron making in the world, which you can enjoy viewing from various angles.

Address: 892-1 Yoshida, Yoshida-chō, Unnan
Tel: 0854-74-0921
Working hours: 9:00 - 17:00 (last admission: 16:00)
Holidays: Every Monday. (If it's a national holiday, then the following day.)
Admission: Adults: 510 yen (410). Elementary to junior high school students: 250 yen (200 yen). ※The amount in parentheses () is the discount fee for groups of 20 people or more.
Upon presenting a disability certificate, admission is free for the holder, and the assistant gets a discount.
Barrier-Free Information: From the parking space to the entrance, there is mud on rainy days. Call in advance to check it out. There is a slope at the entrance. The internal aisles are wide, basically without bumps. Some displays have stairs.

Ōda

You would walk unintentionally!
World heritage and nostalgic streets.

A world heritage site, Iwami Ginzan has lots of places to visit, such as galleries where you can still see the marks of the chisels and the streets showing the vestiges of bustling times. Meow!



The internal aisles are narrow, the ground is flat. But water drips on the ground, so be careful.



Ryūgenji Mabu

It's a gallery developed in the middle of the Edo period directly managed by the Daikansho. It's around 600 m, and people can enter up to 273 m (including a new gallery). The marks of the chisels at that time still remain on the walls of the gallery. It's also possible to see a 100 m-shaft for draining water and picture scrolls.

Address: 183 Ōmori-chō, Ōda
Tel: 0854-89-0347
Working hours: 9:00 - 17:00 (last admission: 16:00)
Admission: Adults: 410 yen. Children: 200 yen. People with disabilities and assistant: Adults: 300 yen. Children: 150 yen.

Barrier-Free Information on Accommodation Facilities

Accommodation facilities equipped with accessible toilet

● National Lodge Senjōen
TEL : 0855-28-1255

Accommodations facilities having rooms equipped with accessible toilets (barrier-free rooms)

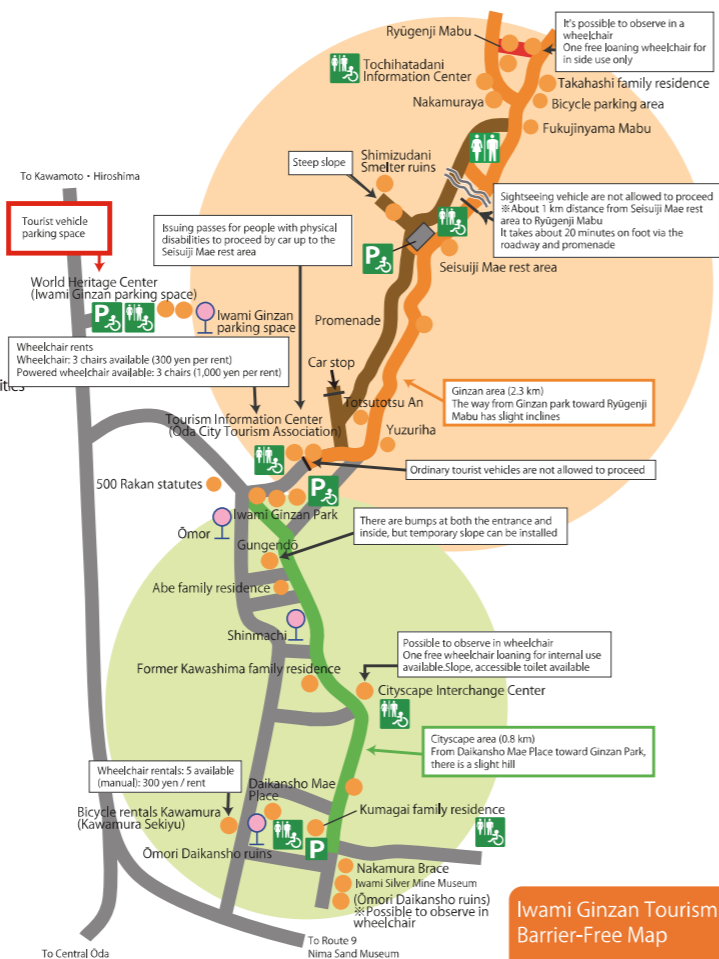
● Sahimeno
TEL : 0854-83-3001
● National Lodge Sanbesō
TEL : 0854-83-2011



Iwami Ginzan

It had its peak of development from the last Sengoku period to the early Edo period; and it influenced the world economy. In 2007 it was registered as a world heritage site. At Ōmori, an ancient mining town, there are many actual remains of the old structures or their reconstructions.

Barrier-Free Information: Iwami Ginzan has adopted a park-and-ride system. You park your car at the World Heritage Center, take a bus at the "Iwami Ginzan Parking" bus stop, and head to the Ginzan area. Upon getting a pass from the Ōda Tourism Association, located in front of Iwami Ginzan Park, people with disabilities may use their own vehicles, including taxis, up to the "Seisuiji Mae" rest area. There are two accessible parking lots at the Iwami Ginzan Park. On the way from the "Seisuiji Mae" rest area to Ryūgenji Mabu, which is about 1 km, people go on foot because cars are not allowed on it; but there is another possibility: There are "Velo Taxis" from the Ginzan Park to Ryūgenji Mabu. The step of the taxi is 30 cm above the ground. People who need assistance may get help from the staff to get on the car, if they make a prior request. The wheelchair is attached to the rear of the taxi. The velo taxis and bicycles are recommended up to the Takahashi Residence. Accessible parking is available at Iwami Ginzan Parking, Iwami Ginzan Park, and in front of the Iwami Silver Mine Museum (Ōmori Daikansho ruins).



Iwami Ginzan World Heritage Center

The strolling of this silver mine starts here. At the entrance, you can overview the entire site in a diorama. You can also see the connection with the world, the history of the silver mine, and a partial reproduction of the Okubo Mabu gallery. Suitable for learning the streets and the ruins site before visiting.

Address: 1597-3 I Ōmori-chō, Ōda
Tel: 0854-89-0183
Working hours: 8:30 - 17:30 (Paid exhibition rooms' last admission: 16:00). March - November: 30 minutes extension.
Holidays: The last Tuesday of every month and on New Year's holidays
Admission: Upon presenting a disability certificate, free for the holder. (When assistance is deemed necessary, free for one assistant)
Barrier-Free Information: Accessible parking, toilet available. Floor without bumps, barrier-free. Free wheelchair loaning inside.



Sanbe Natural Museum Sahimel

This museum is surrounded by Mt. Sanbe's nature. Mainly featuring Mt. Sanbe, its exhibitions relate to nature. The facility is divided into a main building, an annex, and a new building, with an astronomical observatory, a planetarium viewable theater, and rich display items that can be enjoyed by both children and adults.

Address: 1121-8 Tane, Sanbe-chō, Ōda
Tel: 0854-86-0500
Working hours: 9:30 - 17:00 (Saturday of April - September: 9:30 - 18:00)
Holidays: Every Tuesday (if national holiday, the next day)
Admission: Displays and planetarium (not exhibition period): Adults: 400 yen. Elementary school students - high school students: 200 yen.
Astronomical observation fees: Adults: 300 yen. Elementary school students - high school students: 100 yen.
Upon presenting a disability certificate, the holder is at half the price and one assistant free. For groups of 20 persons and more with an official list, the disability certificate is not necessary. Every third Sunday, individual visitors (up to two) get a 20% discount upon presenting a Coccole card. Other discounts available.
Barrier-Free Information: Accessible parking available (roofed slope from parking to the main entrance). Accessible and multipurpose toilet available. Free loaning of wheelchairs, baby carriages, and pushcarts available. Nursing room, table for changing diapers and first-aid office available.



Yunotsu Spa

It's a nostalgic spa resort that has red and black color roof tiles, which are called sekishūgawara. The one of the two public bathtubs, called yakushiyu, was established in 1874, and it's said that the old building was built in 1919. It's the oldest spa facility in the Yunotsu spa resort. You may feel the power of the water at the wellhead. People are coming here from far away to heal illnesses. The chemical particles in the water soak onto your body even by just pouring it over. Solid material called yunohana, which is the sediment adhered around the bathtub, indicates its good quality.

Yakushiyu

Address: 7-1 Yunotsu, Yunotsu-chō, Ōda
Tel: 0855-65-4894
Working hours: 8:00 - 21:00
※ Check to confirm New Year's holidays
Holidays: Open throughout the year
Admission: Adults: 350 yen. Children: 200 yen. Reserved bath: Adults: 350 yen. Children: 300 yen. Family bath for adults: 650 yen.
Barrier-Free Information: 30-cm bump at entrance.



Nima Sand Museum

The world largest sand clock. The gigantic one-year sand clock, using one ton of sand, is featured in movies and comic books. An elevator is available in the main building Kankyo Hall, where project exhibitions are held. On the first floor of the annex, Fureai Interchange Hall, there is glass artwork. On the second floor, there is accessory and glass artwork on display and for sale. There are no elevators for either floor. You have to go out once and use the slope.

Address: 975 Amagōchi, Nima-chō, Ōda
Tel: 0854-88-3776
Working hours: 9:00 - 17:00 (last admission: 16:30). January 1: 11:00 - 16:00 (last admission: 15:30). January 2 - 5: 10:00 - 16:00 (last admission: 15:30).
Holidays: First Wednesday (for refreshing display items, there are changes sometimes: Check beforehand), December 29 - 31, January 6 - 8.
Admission: High school students and above: 700 yen. Elementary and junior high school students: 350 yen. Group discount (for 20 persons and more): High school students and above: 630 yen. Elementary and junior high school students: 310 yen.
Barrier-Free Information: Accessible parking and toilet available. The parking is near the stairs, but there is a long slope for entering the building (see Picture on the left). So, people with disabilities can seek authorization to use their cars up to the main entrance.



Ōchi-gun

(Kawamoto, Misato, Ōnan)

Fully enjoy nature at the center of Shimane!

Enclosed in rich nature, the area has plenty of fun, such as playing at the river and traveling by train. Meow! You can't miss the carefully made dishes using local ingredients either. Meow!



Home of canoeing Ōchi

Canoeing experience at the Gōnokawa River. The canoes and kayaks have backrests, which makes them stable. People with mobility problems can board the boats at the shore, which is safer. Using a stone-stove, you can experience first-hand the making of pizza. You can also bring your own ingredients. Let's make original pizza! The way to the stove has some gravel. On rainy days, you can have a stove for baking inside the building.

Address: 54-1 Kamemura, Misato-chō, Ōchi-gun
Tel: 0855-75-1860
Working hours: 9:00 - 16:00
Holidays: Tuesday (if Tuesday is a holiday, then Wednesday) and New Year's holiday
Barrier-Free Information: Ordinary parking space available. One accessible toilet available. AED available. Assistance from staff for boarding canoe available. The boarding place at the riverbank may be muddy.



Making original pizza with other people is also fun.

Labo Café Bright Farming Village

Originally a wooden post-office, the café was remodeled like an old private house. The entrance is a gentle slope. The ingredients are local production for local consumption and the simple and warm atmosphere is healing. The coffee is made using siphon. Nearby there is a community center, whose accessible toilet is convenient.

Address: 177-3 Minamisaki, Ōaza, Kawamoto-machi, Ōchi-gun
Tel: 0855-74-0870
Working hours: 10:00 - 17:00 (Weekends and holidays only)
Holidays: Monday - Friday
Barrier-Free Information: Slope available at the entrance. Ordinary parking space available. Accessible toilet available at the nearby community center.



A stylish café in a barrier-free environment!

Sankō Line

Let's ride on the Sankō Line!

Covering an interval of about 108 km between Gōtsu city, Shimane prefecture, and Miyoshi city, Hiroshima prefecture, it's a one-man operated slow train. Why don't you enjoy the wonderful views along the railroad and the Gōnokawa River?



Uzui Station, the highest station house in Japan. There are 116 step-stairs, without elevator or lift. It's inconvenient for people with mobility problems, but it's fun to see and to talk about.



There are no special places for wheelchair users, but there is a large space near the entrance. From the windows, you can enjoy the view of the quiet scenery and the tinted leaves in autumn.



At the entrance there are two steps of 90 cm height. Basically it's a one-man train, but in case a conductor is on duty, assistance is possible.



Possible to see and mix with lots of herbs, seasonal flowers in a nearly flat environment



Kōbokuno Mori Craft Center

Its herb garden has as many as 240 species of herbs that can be enjoyed for the four seasons of the year, producing a scent in which you heal while strolling around.

Address: 7154-10 Yakami, Ōnan-chō, Ōchi-gun
Tel: 0855-95-2369
Working hours: 10:00 - 17:00
Holidays: Every Tuesday
Admission: Free
Barrier-Free Information: Ordinary parking space available (accessible parking available in front of the Ajikura restaurant). Wheelchair loaning: 1 available. Accessible toilets: at 4 places. There is a slope in all the alleys of the garden. Some parts are steep.

Kamuri Café

Enjoying a relaxed lunch or café time while watching the herb garden. Accessible toilets are installed, bringing relief.

Address: 8529-8 Yakami, Ōnan-chō, Ōchi-gun
Tel: 0855-95-0069
Working hours: 10:00 - 17:00
Holidays: Every Thursday
Barrier-Free Information: Accessible parking: 1 available, flat entrance, accessible toilet: 1



Soy sauce spray: amazing! The taste is like caramel sauce.



Gelateria Café Mui

A café where you can enjoy rich soft ice-cream and other sweets made from milk of cows raised at a whole-year natural pasturage, which is rare in Japan.

Address: 3119-3 Yakami, Ōnan-chō, Ōchi-gun
Tel: 0855-95-0118
Working hours: 10:30 - 18:00 (summer extension)
Holidays: Irregular
Barrier-Free Information: Ordinary parking space available (accessible parking: 2 lots available nearby). About 3-cm bump at entrance. Accessible toilet available at public parking space nearby.

Sozai Kōbō Ajikura

Town of A class gourmet, representative of local-production-local-consumption Italian restaurant. It uses fresh vegetables and meat produced in the Iwami area. You can fully enjoy the fascinating food of Ōnan town. Fixed course menu (other dishes possible upon request). Calm interior, entrance without bumps.

Address: 3123-4 Yakami, Ōnan-chō, Ōchi-gun
Tel: 0855-95-2093
Working hours: Lunch: 11:30 - 15:00 (last order: 14:00). For dinner reservation is required (from 18:00).
Holidays: Every Wednesday
Barrier-Free Information: Accessible parking: 2 lots available nearby. Entrance without bumps, accessible toilet available, table seats.



Barrier-Free Information on Accommodation Facilities

Accommodation facilities equipped with accessible toilet
(Kawamoto-machi) ● Kawamoto Otogikan
TEL : 0855-72-3080
(Misato-chō) ● Golden Utopia Ōchi
TEL : 0855-75-1670

(Misato-chō) ● Ushio Spa Yamatosō
TEL : 0855-82-2212
(Ōnan-chō) ● Kōyūkan
TEL : 0855-95-3505

Accommodations facilities having rooms equipped with accessible toilets (barrier-free rooms)
(Ōnan-chō) ● Ikoino Mura Shimane
TEL : 0855-95-1205

Gōtsu

Welcome to the time-slipped nostalgic town!

Nostalgic atmosphere, with Arifuku spa and Gōtsu Honmachi Iraka road, makes you feel time slipped. Meow!



Barrier-Free Information on Accommodation Facilities

Accommodation facilities equipped with accessible toilet

●Kazeno Kuni Spa resort
TEL : 0855-92-0001

Accommodations facilities having rooms equipped with accessible toilets (barrier-free rooms)

●Ryokan Nushiya
TEL : 0855-56-2121



Arifuku Spa

The nostalgic spa town Arifuku is surrounded by low mountains. The buildings are closely fit on a narrow slope. The alleys and stone stairs look like a maze. There are stairs to all the three public baths. Poet Hitomaro Kakinomoto wrote the love poem of the matchmaking place, which has been certified as a Lovers' Holy place: "Koibitono Seichi."

Address: Arifuku Onsen-chō, Gōtsu
Tel: 0855-56-2277 (Arifuku Onsen Tourism Information)




Gōtsu Honmachi Irakakaidō

There are wonderful places to see, such as the former Gōtsu post office, built around 1887 like a former foreign residence, and the former Gōtsu town office, built in the Taisho period (1912-1926), which now is the Irakakaidō Community House. In Irakakaidō, public toilet is available only at former Gōtsu Town Office, and it's impossible to use a toilet bowl while in the wheelchair.

Address: Honmachi, Gōtsu-chō, Gōtsu
Tel: 0855-52-0534 (Gōtsu City Tourism Association)

- 1 Former-foreign-residence-style former Gōtsu post office
- 2 Former Gōtsu town office (current Irakakaido Community Center)



You can also enjoy spa, manufacturing experience in your accommodation facility, outdoor activities, etc.



Space is made available for easy observation.

Kazeno Kuni Spa Resort

Address: 2696 Nagatani, Sakurae-chō, Gōtsu
Tel: 0855-92-0001
Working hours: Kazehana restaurant: 11:00 - 14:30 (last order: 14:00) and 17:00 - 20:30 (last order: 19:30). One day spa: 10:00 - 22:00 (last admission: 21:00)
Holidays: Open throughout the year
Admission: One day spa: Adults: 600 yen. Elementary school students: 300 yen. Preschool children: Free.
Barrier-Free Information: Accessible parking: 2 lots. Wheelchair loaning: 1. Accessible toilets: 2. Elevator available.

Imai Museum


Address: 472-1 Kawado, Sakurae-chō, Gōtsu
Tel: 0855-92-1839
Working hours: 9:00 - 16:00
Holidays: The 1st and 3rd Saturdays and Sundays
Admission: Adults: 500 yen. Junior high school students and under: 200 yen
Upon presenting a disability certificate, free for the holder.
Barrier-Free Information: Accessible parking, multipurpose toilet, 3 wheelchair loaning, an elevator, and entrance slope available.



Shimane aquarium, Aquas

Shimane aquarium, Aquas, the largest aquarium in the Chūgoku and Shikoku areas, the only place in West Japan where you can see popular animals like white whales and penguins.

Address: 1117-2 Kushiro-chō, Hamada
Tel: 0855-28-3900
Working hours: 9:00 - 17:00 (July 20 - August 31: until 18:00) (Last Admission: 1 hour before closing)
Holidays: Every Tuesday (if national holiday, then the following day), spring vacation, golden week, summer vacation, and winter vacation. Open on New Year's holidays.
Admission: Upon presenting a disability certificate (physical, rehabilitation, and mental), the holder is at half the price and for severe disabilities, the assistant is free.
Barrier-Free Information: Wheelchair loaning: 10 at the Aquas main office, 15 at the park administration center. Accessible parking: 10, accessible toilet available both inside and on a premise. Ostomates toilet inside.



Near the priority seats of the front row, you can see the whales' faces clearly.

Hamada

Seaport town, where white whales welcome you.



Enjoy fresh seafood, such as the Donchicchaji fish, which is loved by Shimanekko, too. Meow! You should see the white whales' happiness bubble rings, too. Meow!

Hamada Children's Museum of Art

A rare museum even in Japan, featuring children's themes, where they can both "see" and "create." The displays are relatively low, easy to watch by wheelchair users.

Address: 859-1 Nobara-chō, Hamada
Tel: 0855-23-8451
Working hours: 9:30 - 17:00 (last admission: 16:30)
Holidays: Every Monday, the next days of national holidays, New Year's holidays, display changing period (it's open depending on the exhibition).
Admission: Upon presenting a disability certificate (physical, rehabilitation, mental), war victim or atomic bomb victim certificate, the holder is at half the price and the assistant, free.
Barrier-Free Information: Accessible parking: 1 lot. There is a slope at the entrance. Elevator available inside. Accessible toilet on the 1st floor. Wheelchair loaning: 4. Baby carriage loaning available.

※The picture shows one example of display. The exhibitions are held 5-6 times a year, with diversified genres.



The right side of the building has a slope.

Shimane Fish Center

You can buy and eat fresh sea food from the Hamada fish port.

Address: 3050-46 Harai-chō, Hamada
Tel: 0855-23-5500
Working hours: 9:30 - 18:00
Holidays: Every Tuesday
Barrier-Free Information: Accessible parking, accessible toilet available.



Masuda

Smell of the history and culture of the middle ages.

It's a place where lived historical intellectuals like master painter Sesshū and great poet Hitomaro Kakinomoto. Meow! The marks of great men still remain. Feel that inherited history and taste. Meow!



Shimane Arts Center—Grand Toit

The Shimane Arts Center, which is an art museum and theater, is an impressive building using 280,000 tiles created by the local Iwami tile industry. The interior is spacious, and there is a multipurpose toilet, with symmetrical handrails. Because the courtyard symbolizing the building has a simple slope, you can fully experience an opening-like feeling.

Address: 5-15 Ariake-chō, Masuda
Tel: 0856-31-1860
Working hours:
- Iwami Art Museum: 10:00 - 18:30 (last admission: 30 minutes before closing)
- Iwami Art Theater: 9:00 - 22:00
Holidays:
- Iwami Art Museum: Every Tuesday (if a national holiday, then the next workday), New Year's holidays.
- Iwami Art Theater: 2nd and 4th Tuesdays (if a national holiday, then the next workday), New Year's holidays.
Admission: Upon presenting a disability certificate, the holder and one assistant get free admission to the art museum.
Barrier-Free Information: Accessible parking: 4 lots. Multipurpose toilets: 2 (including one for ostomates). Wheelchair loaning available.

Iwami Kagura Periodical Performance

You can watch regularly scheduled Iwami Kagura performances at each of the following places: Oda, Gōtsu, Hamada, Masuda, and Tsuwano. For the details, contact the Iwami Tourism Promotion Association.

Address: 254 Kataniwa-chō, Hamada
Business and Industry Office of the West Shimane Community Center
Tel: 0855-29-5647



Don't miss the powerful kagura!

Barrier-Free Information on Accommodation Facilities

Accommodation facilities equipped with accessible toilet

● Araisō Spa Araisokan
TEL : 0856-27-0811

Accommodations facilities having rooms equipped with accessible toilets (barrier-free rooms)

● Masuda Green Hotel Morris
TEL : 0856-31-8111



Ikōji Temple

Made by Sesshū, the precinct garden has been designated as a historic site and place of scenic beauty. The interior of the temple has barrier-free access. The tatami are covered with rugs and slopes supplied to overcome the bumps. Without difficulty you can reach the beautiful garden, and the heart is healed.

Address: 4-29 Someba-chō, Masuda
Tel: 0856-22-1668
Working hours: 8:30 - 17:30, December - February: 8:30 - 17:00
Admission: Adults: 500 yen. High school students: 300. Elementary and junior high school students: free. Upon presenting a disability certificate, the holder qualifies for group fee.
Barrier-Free Information: Possible to watch in wheelchair. No accessible parking (wheelchair users can park near the entrance). Ordinary parking space available. (Outdoor accessible toilet, entrance 78 cm wide.)



Tonomachidōri

Going through a castle town that has kept the influence of the Edo period. The stores and houses with beautiful white walls, the samurai residence, and the carps swimming in the canals fascinate you. The streets are flat, without borderlines between sidewalk and roadway. Be careful of the cars passing by. There is an accessible and ostomates toilet at Sagimai Place, along the street.

The workshop on the 2nd floor has a lift.



Tsuwano

Beautiful streets lined with stores and houses, called Little Kyoto of Sanin.

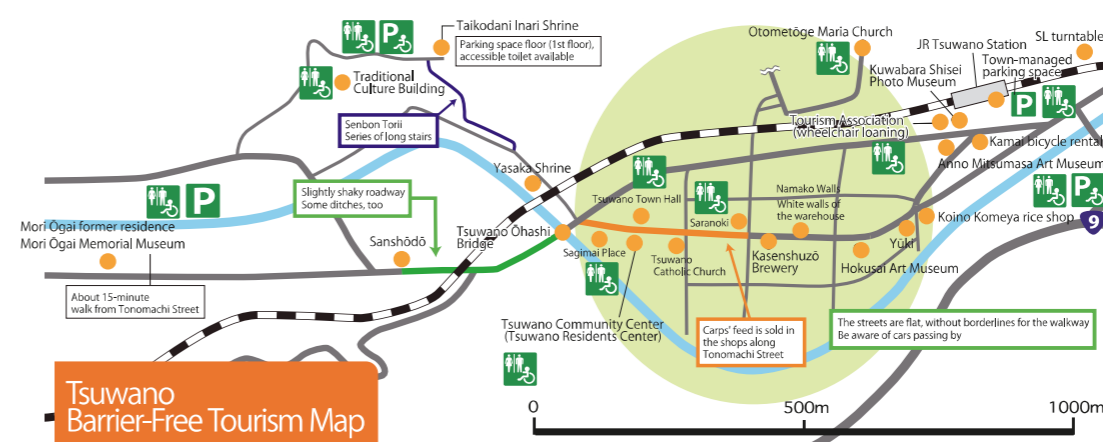
Tsuwano is an elegant castle town that has kept the appearance of the old ages. Meow! Watching the colorful carps swimming in the canals gives you the feeling of journeying. Meow!



Anno Mitsumasa Art Museum

It's a creative art museum displaying the works of painter Mitsumasa Anno, who was born in Tsuwano. There are two exhibition rooms that allow you to unhurriedly watch the works, from the earliest to the latest.

Address: 160-1 Ushiroda, Tsuwano-chō, Kanoashi-gun
Tel: 0856-72-4155
Working hours: 9:00 - 17:00 (last admission: 16:45)
Holiday: December 29 - 31 and 2nd Thursday of March, June, September, and December
Admission: Adults: 800 yen (650 yen). Junior and high school students: 400 yen (250 yen). Elementary school students: 250 yen (120 yen). The fees in parentheses () are for group discounts of 20 people or more. Upon presenting a disability (physical and rehabilitation) certificate, the holder and assistant get free admission.
Barrier-Free Information: Accessible parking: 2 lots. Accessible toilets: 2. Wheelchair loaning: 2.



Tsuwano Barrier-Free Tourism Map

Taikodani Inari Shrine

The entrance path is tightly lined with vermillion colored torii. About 1,000 torii form a tunnel. The shrine is inside, after 300 meters. It's counted as one of the five major Inari shrines in Japan. Generally, the word Inari is written with the characters 稲荷. But this shrine is the only one that uses the characters 稲成. It's said that these characters are used for the meaning of wish fulfillment.

Address: 409 Ushiroda, Tsuwano-chō, Kanoashi-gun
Tel: 0856-72-0219
Fax: 0856-72-3105
Barrier-Free Information: Accessible parking available. Accessible toilets (1st floor) available. There are stairs from the nearby parking space to the main shrine. It's difficult to go up without help.



Please come along with your assistants, to lift your wheelchair.

Oki

Treasure islands of the Japan Sea and world geopark.

The Oki Islands have been certified "world geopark" for being treasure islands, packed with wonders. Meow! There are lots of spots with dynamic views. Meow!



Dōzen



Akiya Coast (heart-shaped rock hole)

According to a legend, a female spirit gave birth at this place. The place also features a heart-shaped hole in a rock. It's a place that tickles women's feeling. To get to the lookout for the emerald green sea, there is a steep slope.

Address: Toyoda, Ama-chō, Oki-gun
Tel: 08514-2-0101 (Ama-chō Tourism Association)
Barrier-Free Information: Parking space available (no accessible parking). Accessible toilet available.
The way to the lookout is asphalt paved, but the slope is steep.

The view of the coast from the boat is different and powerful! The Tsūtenkyō rocks can be seen closely.



The Matengai Cliffs

The Matengai Cliffs rank among the highest cliffs in Japan. The 257-meter high cliffs indicate that they were made by the raging waves of the Japan Sea through many long years. You can go by car up to the entrance to the lookout. Inside, there are grazing cows and horses on meadows. The combination of the view from the cliffs and the meadows is as if you were in another world. The pathways in the grass are hilly and bumpy, but from here you can have a magnificent view of Kuniga Coast, which is a representative scenic area of Oki. Don't miss it.

Address: Uragō, Nishinoshima-chō, Oki-gun
Tel: 08514-7-8888 (Nishinoshima-chō Tourism Association)



The view from the high grounds is also spectacular!

Akao Lookout

Kuniga Coast lookout. Because the way to the lookout is asphalt paved, it's possible to go by car and easy to move in a wheelchair.

Address: Uragō Nishinoshima-chō, Oki-gun
Tel: 08514-7-8888 (Nishinoshima-chō Tourism Association)
Barrier-Free Information: Possible to go by car up to the lookout on asphalt pavement. Parking space, ordinary toilet available.

Kuniga Pleasure Boat Tour

The entrance to the boat is narrow and there is no slope. Therefore, the wheelchair has to be carried on board. Inside the boat, you get off the wheelchair and sit on the bench. There are stairs and chairs at the back. From the boat, the rocks appear in various interesting shapes.

Address: 544-15 Uragō, Nishinoshima-chō, Oki-gun
Tel: 08514-6-0016
Holidays: Closed November - End of March. In bad weather, the course may change or the trip be cancelled.
Barrier-Free Information: No slopes. If needed, assistance from boat staff available. Impossible to proceed in wheelchair up to the seats.



Nishinoshima island (Nishinoshima-chō)



Barrier-Free Information on Accommodation Facilities
Accommodation facilities equipped with accessible toilet
(Nishinoshima-chō)
● Riso Oki Rosage
TEL : 08514-6-1000

Barrier-free map of Oki Dōzen



Nishinoshima Island, Nakanoshima Island, Chiburijima Island, each of them is unique. Meow!



Feel like a diver!



Underwater Viewing Boat

Because the slope for boarding is about 55 cm wide, you can't enter with the wheelchair. You can closely see strangely shaped rocks called Saburō-iwa at a deck seat. There is a 10-steep staircase with handrail to move inside the semisubmersible. You can see the creatures living in the clear water sea of Ama.

Address: 1365-5 Fukui, Ama-chō, Oki-gun
Tel: 08514-2-0101 (Ama-chō Tourism Association)
Working period: April 1 - October 31
Cruise time: 8:30 - 9:20, 10:00 - 10:50, 13:20 - 14:10, 14:20 - 15:10, 20:50 - 21:20 (Reservation required for the night cruise.) ※In summer (July 18 - August 31) and for a group with 5 people or more: 11:00 - 11:50 is also available.
Holidays: November - End of March
Fare: Adults: 2,000 yen. Children: 1,000 yen. (※Night cruise: Adults: 1,500 yen. Children: 700 yen)
Barrier-Free Information: Upon presenting a disability certificate, the holder and assistant are at half fare.
Entrance slope is about 55 cm wide. Internal staircase, 14 steps (with handrail). Accessible toilet available at the departure port, Hishiurako.

Oki Shrine

It's a shrine for Gotoba Jōkō, emperor of the Kamakura period.

Address: 1784 Ama, Ama-chō
Tel: 08514-2-0464
Barrier-Free Information: There are two 15-step stairs to the main shrine.



Murakami Family Museum

The Murakami family is an old family that has a history of taking care of Gotoba Jōkō. Their valuables are displayed.

Address: 1700-2 Ōaza Ama, Ama-chō
Tel: 08514-2-2228
Working hours: 9:00 - 17:00
Holidays: December - End of February
Admission: Adults: 300 yen (250 yen). Children: 150 yen (100 yen). The figures in parentheses () are discount fees for groups of 15 persons and more.
Barrier-Free Information: There are some bumps and doorsteps inside.



From the gate to the museum, there is a gravelled path difficult to move on.

Oki

Treasure islands of the Japan Sea and world geopark.

Introducing Dōgo's spots. Meow!



Dōgo

Iwakura's Chichisugi Cedar

It's a tree about 800 years old. It has hanging roots that look just like breasts. Nearby there is a cave, and it acts as a natural cooler, making it a mysterious place.

Address: Fuse, Okinoshima-chō
Tel: 08512-2-0787 (Okinoshima-chō Tourism Association)
Barrier-Free Information: There is parking space on the shoulder of the road.
The Chichisugi cedar is beside the road.



Tamawakasuno Mikoto Shrine

The head shrine of Okinokuni, called Sōshadai-myōjin, is the oldest shrine in Oki. The architecture style is called Okizukuri. The large cedar tree on the ground, Yaosugi, is about 2,000 years old. It's designated as a national natural monument.

Address: 713 Shimonishi, Okinoshima-chō
Tel: 08512-2-0571
Barrier-Free Information: From the torii to the gate is a sandy hill. There are two-step stairs at the gate and stone stairs in front of the main shrine.

Rōsokujima Island Rōsokujima Island Pleasure Boat

It's impossible to see the setting sun on the Rōsokujima Island except on a boat. There is a slope for boarding. But the aisle inside the boat is only about 40 cm wide. So wheelchair users have to get off the chairs, move into the boat and use normal seats in the boat. At the entrance there are two-step stairs. While making your reservation, you can get a seat near the entrance if you inform them of your need.

Tel: 08512-2-0787
(Okinoshima-chō Tourism Association)
Operating period: April 1 - October 31, reservation required. The boat departs according to the sunset time, which changes depending on the seasons. Passengers departing from the Omosu Port will be informed by the Tourism Association of the boarding point, Fukuura or Akasaki, on the day of the cruise.
Holidays: November - end of March. (Depending on the weather, cancellation may occur.)
Fare: Adults: 2,200 yen. Children: 1,100 yen. Upon presenting their certificate, people with Category 2 disability are at half price and those with Category 1 and their assistant are at half price.



If the weather is fine, you should definitely take the pleasure boat cruise.



Barrier-free map of Oki Dōgo



You can experience an ecosystem having high originality and local culture. Meow! There are plenty of spots in the dense forests, deep in the mountains, where ghosts seem to appear. Meow!



Barrier-Free Information on Accommodation Facilities

Accommodation facilities equipped with accessible toilet
(Okinoshima-chō) ● Oki View Port Hotel
TEL : 08512-2-7007
(Okinoshima-chō) ● Sunrise Hotel Fuse
TEL : 08512-7-4326

The Oki salamander, which exists nowhere else, is here!



Oki Natural Museum

There is a corner for hands-on experiences. By coming here you can understand fascinating things that are not printed in any pamphlets.

Address: 54-3 Menuki-4, Naka-machi, Okinoshima-chō (Oki Port Plaza 2nd Floor)
Tel: 08512-2-1583
Working hours: 8:30 - 17:30 8:30 - 17:00 (Wintertime)
Holidays: Open throughout the year
Admission: Adults: 300 yen. Children: 150 yen. Upon presenting a disability certificate, 100 yen for the holder. (For Categories 1 and 2, discount for assistant as well.) Free, upon presenting a mental disability certificate.
Barrier-Free Information: Accessible toilet available on the 1st floor. Wheelchair loaning possible on the 1st floor of the Tourism Association Center.

Mizuwakasu Shrine

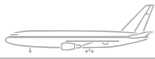
In Oki Islands, people have a unique traditional sumo at auspicious occasions. It's the classic sumo ceremony. The sumo matches are held until each wrestler has one win and one loss. This shrine is the origin of the Oki sumo. It became a filming location of the movie "Konshin." It's hilly from the parking space to the main shrine, but there is a slope. So you can move without bumps.

Address: 723 Kōri, Okinoshima-chō
Tel: 08512-5-2123
Barrier-Free Information: Accessible toilet available. There are stairs at the torii and at the gate, but a slope is installed on the side.



Barrier-Free Information on Transportation

Planes



Accessible parking, accessible and ostomates toilet available at each airport. (No ostomates toilet at Hagi-Iwami Airport). Wheelchair loaning available.

【Izumo Enmusubi Airport】

●Contact: JAL Priority Guests Center

Tel: 0120-747-707 (9:00 - 17:00)

Izumo Airport Terminal Building General Information Braille pamphlet available inside.

【Hagi-Iwami Airport】

●Contact: ANA Consultation Desk for People with Disabilities

Tel: 0120-029-377 (9:00 - 17:00)

【Yonago Kitaro Airport】

●Contact: Yonago Airport Building

Tel: 0859-45-6123

【Oki Airport】

●Contact: Oki Airport Administration Office

Tel: 08512-2-0703

Boats



【Oki Kisen Line】

Fare: Upon presenting a disability certificate, the holder is at half fare (for Category 1 the holder and one assistant, and for Category 2 the holder only).

For each boat and port, the wheelchair loaning is for use on the boat or moving on the port site only. Each ferry has seat-type 2nd class cabins on the second floor.

■Ferry Oki

Entrance slope, accessible toilet on board, wheelchair loaning, priority seats for wheelchair users, space for keeping wheelchairs at the entrance. There are studded paving blocks at dangerous points. Temporary slope available for the entrance to the deck (12-cm bump). Nursing room and AED available.

■Ferry Kuniga, Ferry Shirashima

Slope at the entrance, priority seat for wheelchair users, accessible toilet on board, wheelchair loaning, nursing room, and AED are available.

■Fast Ferry Rainbow Jet

Slope at the entrance, onboard multipurpose accessible toilet (tactile graphics at the entrance), and wheelchair loaning are available. If you wish to use one of the priority seats (12 seats), you have to get off your wheelchair. Space for keeping wheelchairs available. It's necessary for people with disabilities to be accompanied (contact necessary).

●Contact: Oki Kisen Line

Tel: 08512-2-1122

【Naikō Line*】

Fare: Upon presenting a disability certificate, the holder is at half fare (for Category 1, the holder and one assistant and for Category 2, the holder only).

*The line within three islands of Oki Dōzen

■Naikō Line Isokaze

No bumps at the entrance. Space for wheelchair users available.

■Ferry Dōzen

Slope available.

●Contact: Oki Kankō Tel: 08514-6-0016

Railways



【Stations with Elevators】

●Matsue Station, Izumo-shi Station, Hamada Station

【Stations with Stairs Lifts (Prior contact required)】

●Tamatsukuri Onsen Station Tel: 0852-62-0210, Yasugi Station Tel: 0854-22-2055

Buses and Care taxis



The main fixed-route buses in the Matsue area are operated by the Matsue City Traffic Office (0852-60-1111) and Ichibata Bus (0852-20-5205), in the Izumo area by Ichibata Bus, in the Ōda and Iwami area (Western Shimane) by Iwami Kōtsū (0856-22-1100). Each operator has some low-floor buses. It's possible to get information on the service route and time of low-floor buses.

For wheelchair users, each area has care taxi operators. For more information, contact Matsue / Sanin Barrier-Free Tour Center (0852-27-0915).

Please visit Shimane. Meow!



For detailed barrier-free information, see Tekuteku Biyori Shimane (quarterly magazine) or contact Matsue / Sanin Barrier-Free Tour Center (Tel: 0852-27-0915)

Tekuteku Biyori website is as follows:

<http://www.project-ui.com/contents/hiyori.html>

Tekuteku Biyori Shimane

Search

Goenno Kuni Shimane
 縁の国しまね

Publication: Shimane Prefecture Tourism Promotion Section (March 2015 Issue)
 Production: NPO Project UI

Shimane Tourism Navigation

Search