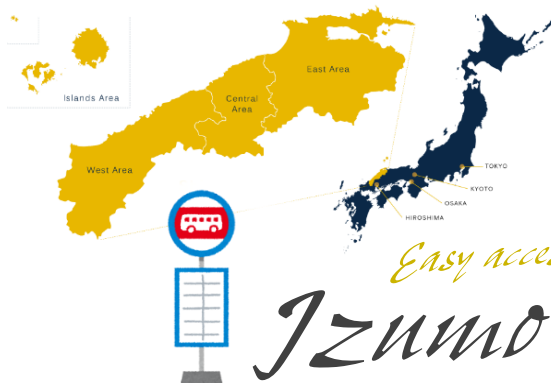


SHIMANE

Explore Unfamiliar Japan



With  中国ジェイアールバス
CHUGOKU JR BUS COMPANY



JAPAN RAIL PASS can be used on the JR highway bus services! Come and enjoy nature-filled Shimane scenery and have relaxing time via JR bus "MIKOTO" for Izumo and "ISARIBI" for Hamada from Hiroshima.

Easy access to Shimane via JAPAN RAIL PASS!!

Easy access from Hiroshima to
Izumo & Hamada



Shimane Prefecture is located in the western part of Honshu facing the Sea of Japan, with the Oki Islands about 50 kilometers north from the mainland coast. The **Izumo** area is especially rich in mythology as it has one of the most famous Shinto Shrines in Japan, **Izumo Taisha Grand Shrine**. While in the Iwami area (you can start your trip from JR **Hamada** Sta.) you can enjoy the cozy and relaxing country atmosphere away from busy city life. The archetypal landscape of Japan can be found in Iwami.



Timetables & travel info.

With



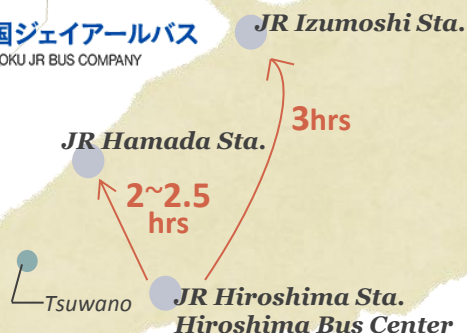
中国ジェイアールバス
CHUGOKU JR BUS COMPANY

JAPAN RAIL PASS, a joint offering of the six companies comprising the Japan Railways Group (JR Group), is the most economical means of travelling throughout Japan by rail. Also, you can take the JR bus "MIKOTO" for Izumo and "ISARIBI" for Hamada from Hiroshima.



Recommend :

Tsuwano, a small valley town, is called "Little Kyoto of San'in." It is 1.5hrs away by car from JR Hamada Sta. Experience the warmth of local people and the history they preserve!!



Easy access to Shimane via JAPAN RAIL PASS!!

Hiroshima – Izumo "MIKOTO"

Please show a JAPAN RAIL PASS at the Hiroshima Bus Center Ticket Office, Swallow Travel Hiroshima Branch or its Izumo Branch and receive a reservation ticket. (If there are vacancies, it is possible to go directly to the bus stop, show the JAPAN RAIL PASS to the driver and get a seat on board.)

From Hiroshima to Izumo					
JR Hiroshima Sta. Shinkansen Gate	14:25	15:25	16:40	17:28	18:55
Hiroshima Bus Center	14:40	15:40	16:55	17:45	19:10
	↓	↓	↓	↓	↓
JR Izumoshi Sta.	17:35	18:27	19:50	20:40	22:05

From Izumo to Hiroshima					
JR Izumoshi Sta.	6:45	8:30	9:30	10:30	19:00
	↓	↓	↓	↓	↓
Hiroshima Bus Center	9:40	11:17	12:25	13:25	21:55
JR Hiroshima Sta. Shinkansen Gate	9:50	11:27	12:35	13:35	22:05

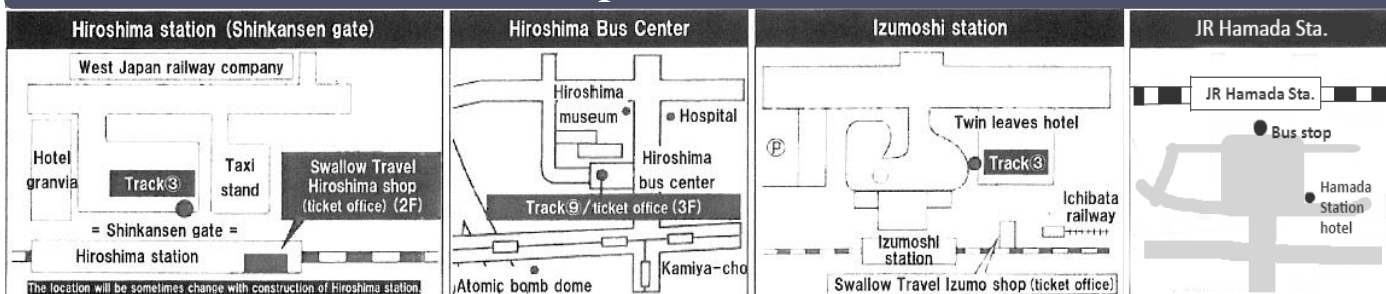
Hiroshima – Hamada "ISARIBI"

Please go directly to the bus stop, show the JAPAN RAIL PASS to the driver and get a seat on board. This route doesn't take reservations so please arrive early to secure seats.

From Hiroshima to Hamada						
JR Hiroshima Sta. Shinkansen Gate	6:55	9:20	11:10	13:55	16:20	18:20
Hiroshima Bus Center	7:10	9:35	11:25	14:10	16:35	18:35
	↓	↓	↓	↓	↓	↓
JR Hamada Sta.	9:21	11:24	13:36	16:21	18:46	20:46

From Hamada to Hiroshima						
JR Hamada Sta.	6:00	7:45	10:20	12:55	14:45	17:55
	↓	↓	↓	↓	↓	↓
Hiroshima Bus Center	8:01	9:58	12:33	15:08	16:58	19:46
JR Hiroshima Sta. Shinkansen Gate	8:13	10:10	12:45	15:20	17:10	19:58

Bus stops and ticket offices



*Please note that the JAPAN RAIL PASS is only valid with JR trains and JR bus services.